

Kentucky Board of Emergency Medical Services

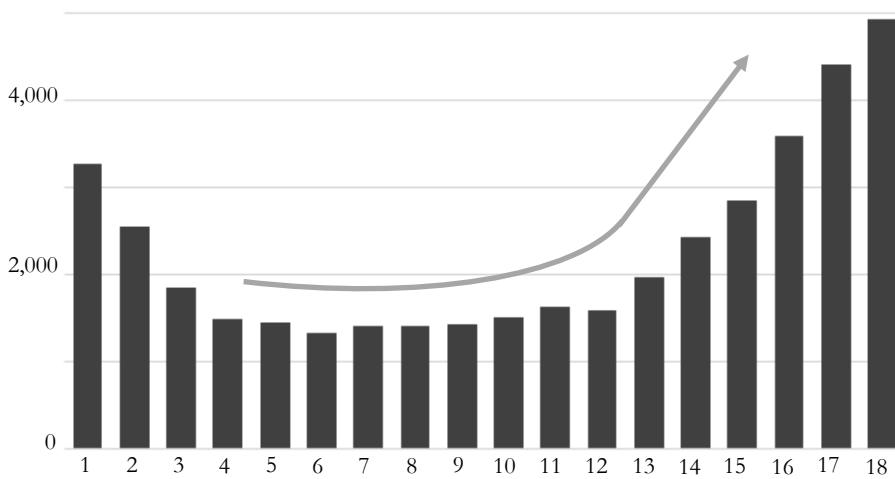
2017 Pediatric Incidents

EMSC for Children

40,982 Pediatric Incidents Reported to KSTARS (*Birth - 18 Years of Age*)

Accounting for 5% of all 2017 Kentucky Incidents.

Patient Age



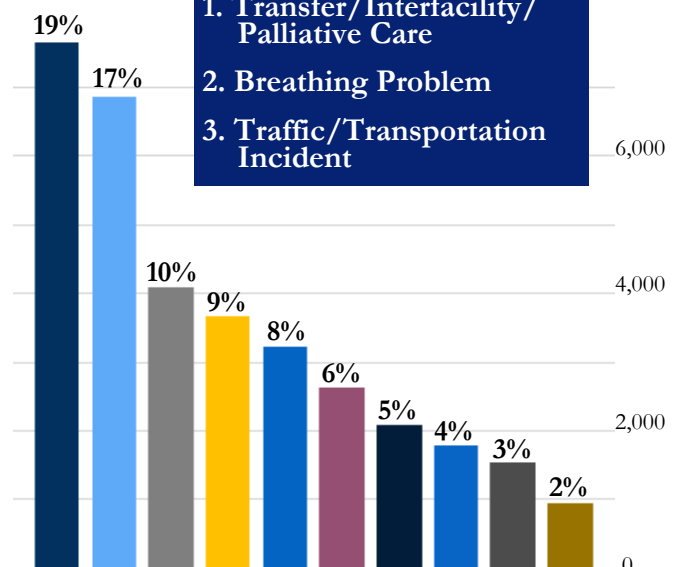
Count of Incidents by Patient Age					
1	3,272	7	1,406	13	1,971
2	2,538	8	1,406	14	2,428
3	1,835	9	1,424	15	2,852
4	1,478	10	1,498	16	3,576
5	1,435	11	1,626	17	4,403
6	1,320	12	1,583	18	4,931

Top 10 Incident Complaints Reported by Dispatch

Complaints Reported by Dispatch			
Traffic/Transportation Incident	7,644	Convulsions/Seizure	2,621
Transfer/Interfacility/Palliative Care	6,853	Traumatic Injury	2,095
Sick Person	4,103	Psychiatric Problem/Abnormal Behavior/Suicide Attempt	1,780
No Other Appropriate Choice	3,662	Falls	1,544
Breathing Problem	3,218	Overdose/Poisoning/Ingestion	944

Top 3 Incident Complaints for Patients 5 years of age or younger:

1. Transfer/Interfacility/Palliative Care
2. Breathing Problem
3. Traffic/Transportation Incident



Kentucky Board of Emergency Medical Services

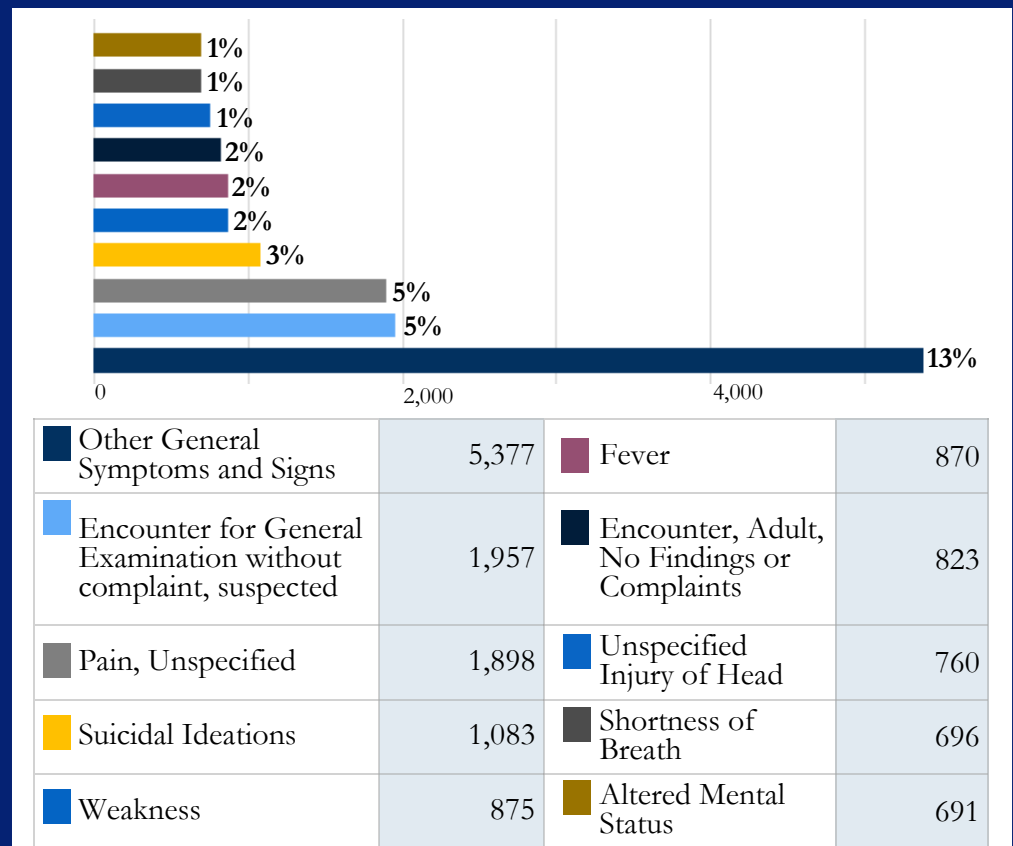
2017 Pediatric Incidents

EMSC for Children

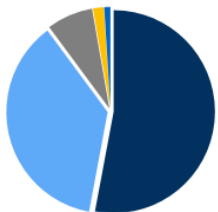
Top 15 Medications Administered

Oxygen	3,275	7%
Fentanyl	870	2%
Sodium Chloride	846	2%
Albuterol	565	1%
Ondansetron	539	1%
Morphine	257	<1%
Normal Saline	237	<1%
Ketamine	234	<1%
Epinephrine	218	<1%
Midazolam	215	<1%
Naloxone	187	<1%
Diphenhydramine	113	<1%
Activated Charcoal	103	<1%
Diazepam	96	<1%
Lorazepam	94	<1%

Top 10 Patient Primary Symptoms



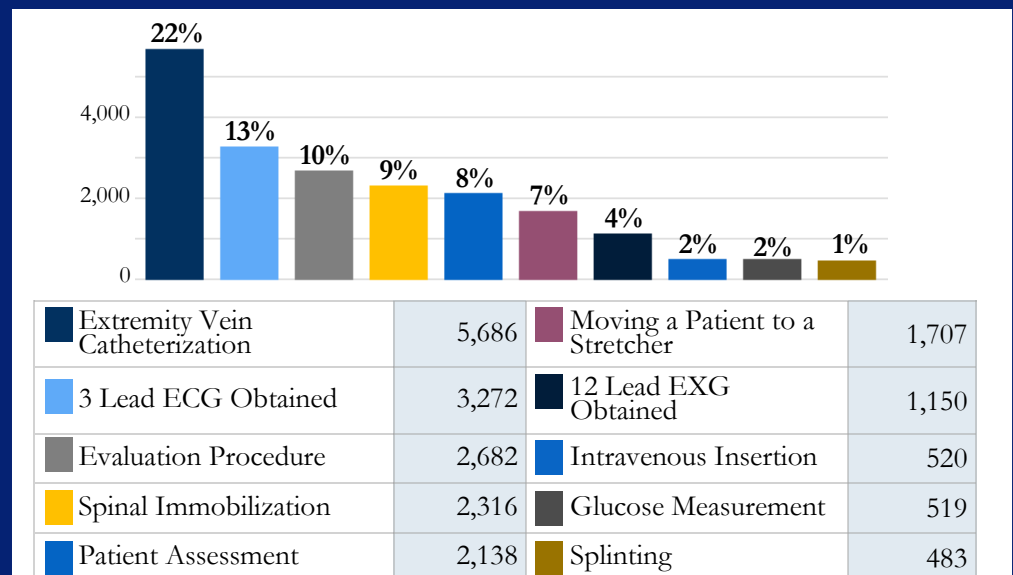
Top 5 Destination Types



9,075 Incidents with Destination Type Not Recorded/Not Applicable.

Emergency Dept.	16,359
Hospital- Non ED	11,400
Medical Office	2,287
Other	540
Other EMS Responder (air)	308

Top 10 Procedures Performed by EMS



Kentucky Board of Emergency Medical Services

2017 Pediatric Incidents

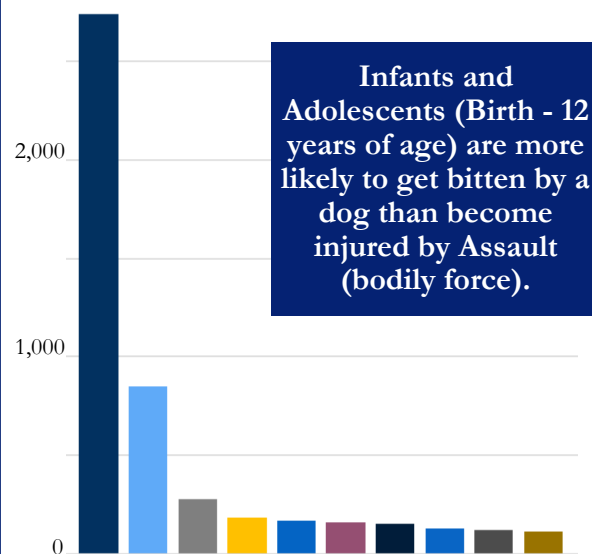
EMSC for Children

Top 10 Facility Destinations

Norton Hospital/Norton Children's Hospital	Louisville	4,130
U.K. Medical Center	Lexington	3,152
Cincinnati Children's Hospital	Cincinnati	1,964
Owensboro Health Regional Hospital	Owensboro	767
Our Lady of Peace	Louisville	689
Lake Cumberland Regional Hospital	Somerset	448
Hardin Memorial Hospital	Elizabethtown	438
St. Elizabeth Hospital	Florence	372
Kings Daughters Medical Center	Ashland	356
Cabell Huntington Hospital	Huntington	349

The top destinations are based off of the most widely used facility ID codes reported to KSTARS for 2017 pediatric incidents.

Causes of Injury



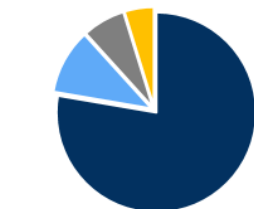
Infants and Adolescents (Birth - 12 years of age) are more likely to get bitten by a dog than become injured by Assault (bodily force).

Air Transports

1,177 Pediatric Air Transports

Top 5 Air Transport Destinations

University of Kentucky Medical Center	383
Norton Hospital/Norton Children's Hospital	325
Vanderbilt Children's Hospital	138
Cincinnati Children's Hospital	87
Cabell Huntington Hospital	22



Reason For Choosing Destination

Regional Specialty Center	78%
Closest Facility	10%
Patient's Physician's Choice	7%
Protocol	5%