



Kentucky Board of Emergency Medical Services

HIGHWAY SAFETY

Traffic / Transportation Incidents

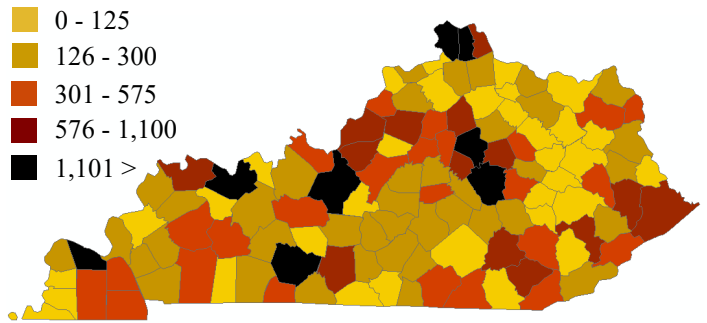
46,541

Traffic / Transportation Incidents Reported by Dispatch.

52,825

of Incidents with Highway/Roadway/Street as the Scene Location

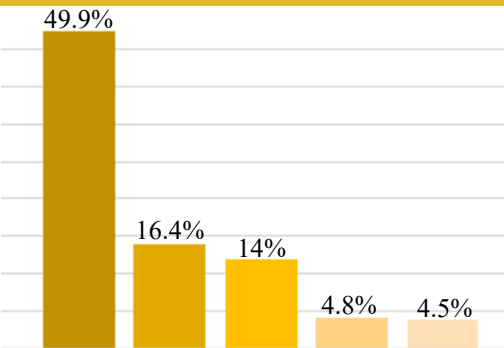
Incident location type	count
Exit ramp or entrance ramp of street or highway	62
Interstate highway	319
Street, highway and other paved roadways	37,583
Street and highway	14,730
Unspecified street and highway as the place of occurrence	131



Top 10 Counties with Traffic / Transportation Incidents

1. Fayette	1,880	6. Kenton	1,256
2. Daviess	1,879	7. Boone	1,242
3. Warren	1,706	8. Hardin	1,202
4. McCracken	1,618	9. Clark	1,108
5. Madison	1,481	10. Scott	989

Alcohol / Drug Use Indicators

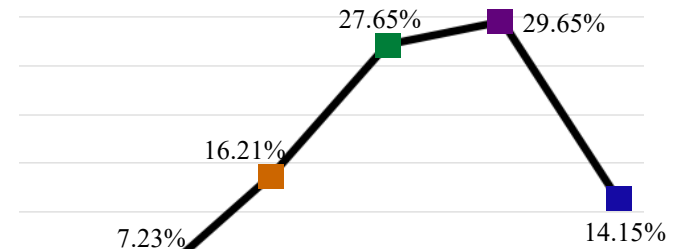


1,699
Traffic Incidents with Positive Alcohol / Drug Use Indicators

Top 5 Indicators

■ Patient Admits to Alcohol Use	848
■ Patient Admits to Drug Use	278
■ Smell of Alcohol on Breath	238
■ Alcohol Containers/Paraphernalia at Scene	81
■ Drug Paraphernalia at Scene	77

Traffic/Transportation Incidents by Hour



Hour Range	Incident Count
■ 12:00 am - 3:59 am	2,377
■ 4:00 am - 7:59 am	3,365
■ 8:00 am - 11:59 am	7,545
■ 12:00 pm - 3:59 pm	12,870
■ 4:00 pm - 7:59 pm	13,800
■ 8:00 pm - 11:59 pm	6,584