

Kentucky Board of Emergency Medical Services



Community Paramedic Pilot Program: Year 6 Data Report

This report contains the findings of the Kentucky Board of Emergency Medical Services' Mobile Integrated Health /Community Paramedicine Year 6 Pilot Program (**June 1, 2021 - May 31, 2022**). The eight (8) participating EMS services include: Boyd County Ambulance Service, Boyle County EMS, Lexington Fire Dept. Ambulance Service, Louisville-Jefferson County Metro Gov., Montgomery County Ambulance Service, Oldham County EMS, Perry County Ambulance Authority, Inc. & The Medical Center EMS. Pilot program objectives include Re-Admission (follow-up) (2 pilot participants) and Non-Urgent, Non-Scheduled (2 pilot participants); four pilot programs are operating hybrid programs, utilizing Both Non-Urgent, Non-Scheduled and Re-Admission (follow-up) objectives.

Pilot Program Objectives:

- Non-Urgent, Non-Scheduled (NU)- primary focus is to correctly navigate low acuity patients away from urgent resource utilization.
- Re-Admission (Follow-Up) (RA)- Primary focus is to continue care for an acute event to prevent unnecessary readmission back to inpatient facilities.

38
Providers Trained
(192% Increase from Year 5)

34
Providers Made Visits
(88% Increase from Year 5)

1,404
Patient Encounters
(70% Increase from Year 5)

727
Initial Encounters
(36% Increase from Year 5)

677
Repeat Encounters
(130% Increase from Year 5)

302

EMS
Transports
Prevented

315

ED
Visits
Prevented

40

Hospital
Readmissions
Prevented

Average Patient Encounter Cost

ALS/BLS
Encounter

\$339.69

MIH/CP
Encounter

\$179.95

Cost Difference

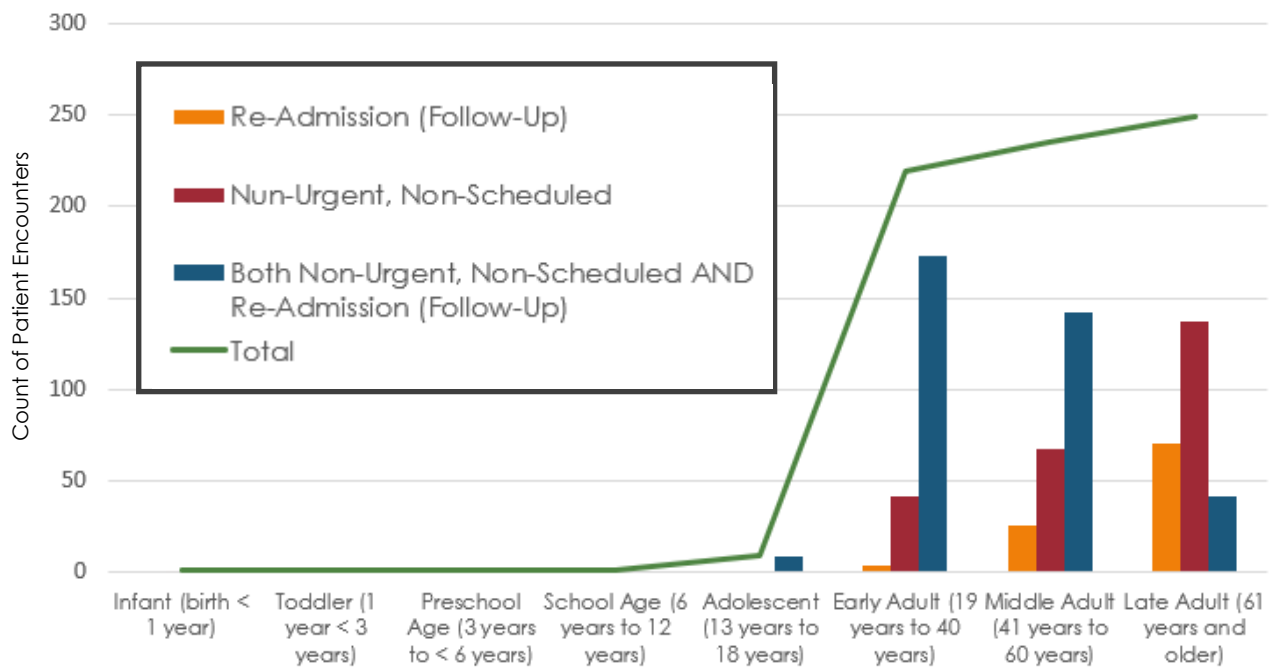
\$159.74

\$0.00 \$50.00 \$100.00 \$150.00 \$200.00 \$250.00 \$300.00 \$350.00

Kentucky Board of Emergency Medical Services

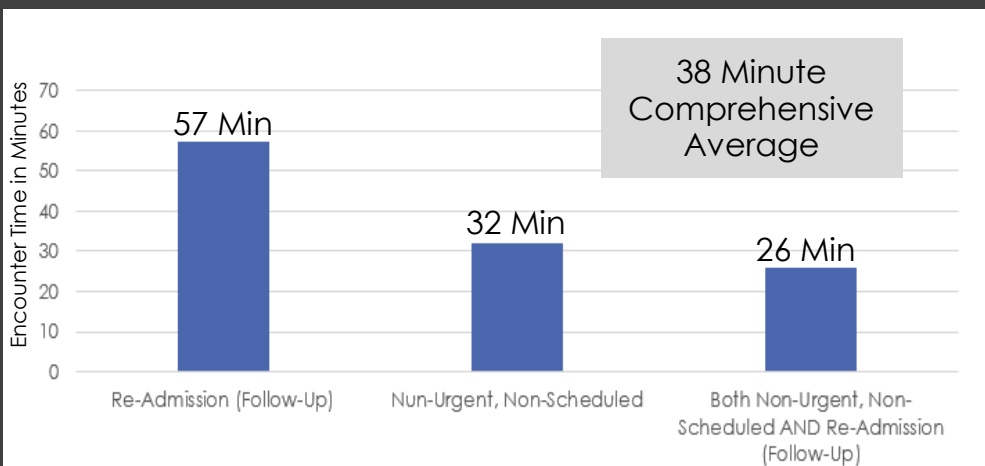
Community Paramedic Pilot: Year 6

Patient Age Range



	Infant (birth < 1 year)	Toddler (1 year < 3 years)	Preschool Age (3 years to < 6 years)	School Age (6 years to 12 years)	Adolescent (13 years to 18 years)	Early Adult (19 years to 40 years)	Middle Adult (41 years to 60 years)	Late Adult (61 years and older)
RA	0	0	0	0	0	4	26	70
NU, NS	1	0	1	1	0	42	67	137
Both	0	1	0	0	9	173	142	42
Total	1 (<1%)	1 (<1%)	1 (<1%)	1 (<1%)	9 (1%)	219 (30%)	235 (33%)	249 (35%)

Average Patient Encounter Time *in Minutes*



37
patients who already had home health when referred to MIH/CP Program.

182
patients who had a PCP at time of Referral.

33
patients required emergency calls within 48 hours following a program encounter.

Kentucky Board of Emergency Medical Services

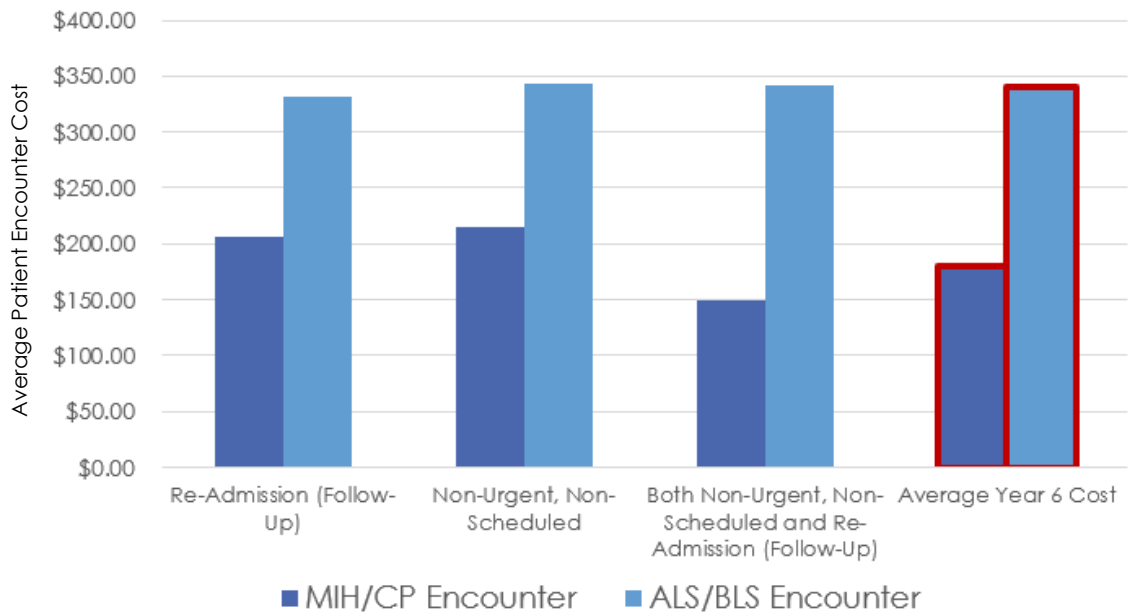
Community Paramedic Pilot: Year 6

Reason For Service - Community Paramedicine Incident Counts			
	Non-Urgent & Non-Scheduled	Both Non-Urgent & Non-Scheduled AND Re-Admission (Follow-Up)	Re-Admission (Follow-Up)
Abdominal Pain/Problems	23 (6%)	2 (<1%)	-
Allergic Reaction/Stings	1 (<1%)	-	-
Assault	5 (1%)	-	-
Back Pain (Non-Traumatic)	6 (1%)	-	-
Breathing Problem	5 (1%)	7 (3%)	3 (3%)
Cardiac Arrest/Death	84 (21%)	-	-
Chest Pain (Non-Traumatic)	2 (<1%)	2 (<1%)	-
Convulsions/Seizure	1 (<1%)	1 (<1%)	-
Diabetic Problem	1 (<1%)	-	1 (<1%)
Falls	119 (30%)	6 (2%)	-
Fire	1 (<1%)	-	-
Headache	1 (<1%)	-	-
Healthcare Professional/ Admission	-	-	68 (66%)
Heart Problems/AICD	-	11 (4%)	31 (30%)
Hemorrhage/Laceration	2 (<1%)	-	-
Medical Alarm	46 (11%)	-	-
No Other Appropriate Choice	1 (<1%)	4 (1%)	-
Overdose/Poisoning	9 (2%)	145 (54%)	-
Psychiatric Problem/Abnormal Behavior	2 (<1%)	8 (3%)	-
Sick Person	58 (14%)	6 (2%)	-
Standby	4 (1%)	-	-
Traffic/Transportation Incident	2 (<1%)	2 (<1%)	-
Traumatic Injury	17 (4%)	1 (<1%)	-
Unconscious/Fainting/Near-Fainting	1 (<1%)	5 (2%)	-
Unknown Problem/Person Down	8 (2%)	3 (1%)	-
Well Person Check	-	63 (24%)	-
Total	399	266	103

Kentucky Board of Emergency Medical Services

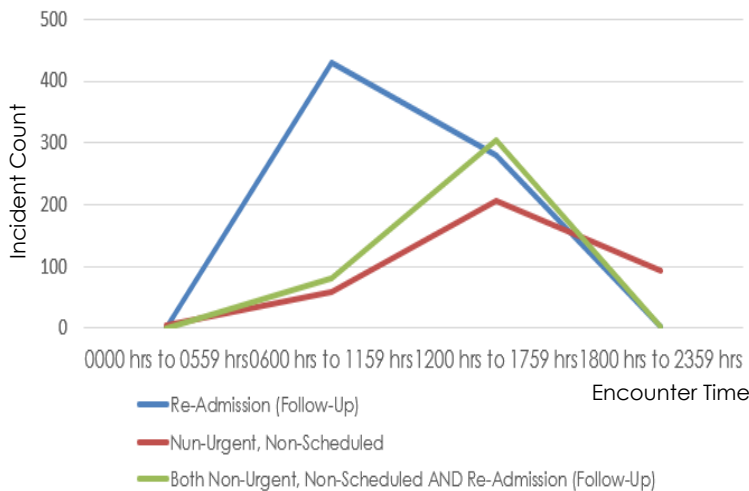
Community Paramedic Pilot: Year 6

Average Cost



	MIH/CP Encounter	ALS/BLS Encounter	Cost Difference
Both Non-Urgent & Non-Scheduled And Re-Admission (Follow-Up)	\$149.41	\$341.95	\$192.54
Non-Urgent & Non-Scheduled	\$215	\$343.50	\$128.50
Re-Admission (Follow-Up)	\$206.02	\$331.38	\$125.36
Average Year 6 Cost	\$179.95	\$339.69	\$159.74

Patient Encounter Times



	Total Incident Count	RA	NU, NS	Both
0000 hrs - 0559 hrs	5 (<1%)	0	5	0
0600 hrs - 1159 hrs	569 (39%)	430	58	81
1200 hrs - 1759 hrs	789 (54%)	279	205	305
1800 hrs - 2359 hrs	97 (7%)	1	94	2