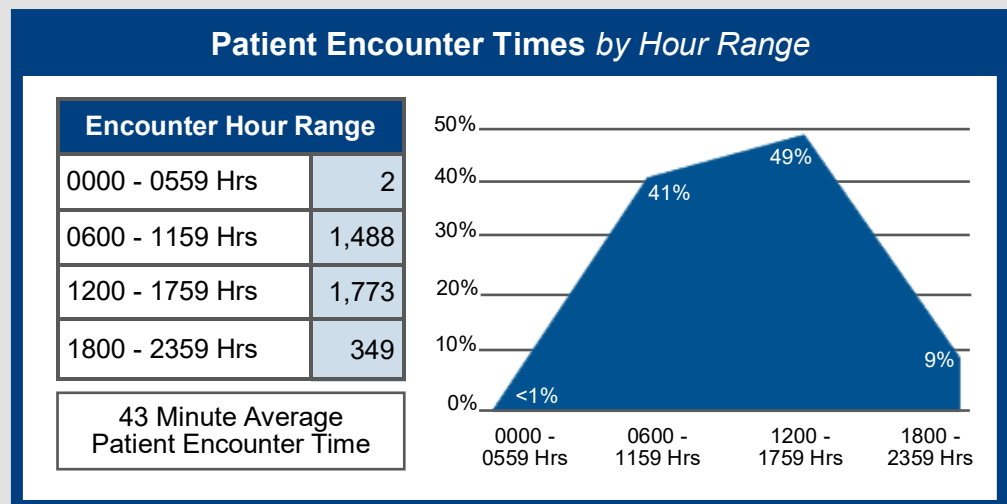
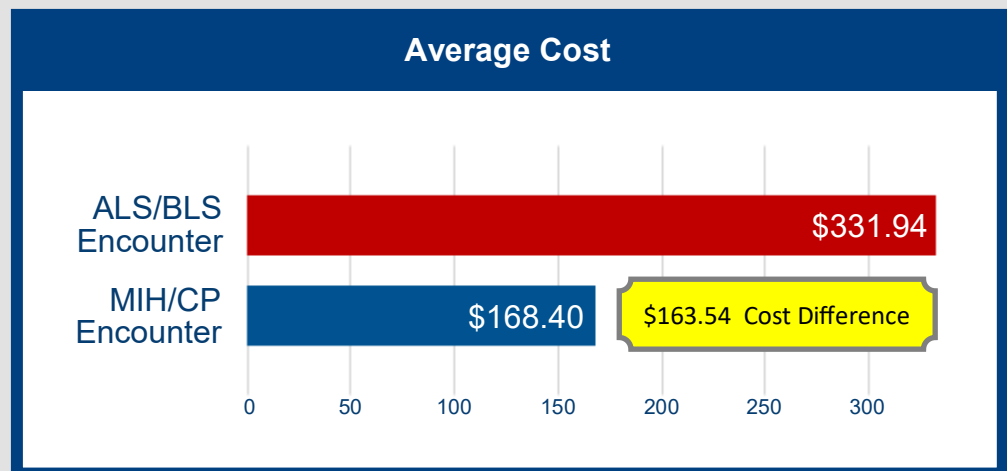
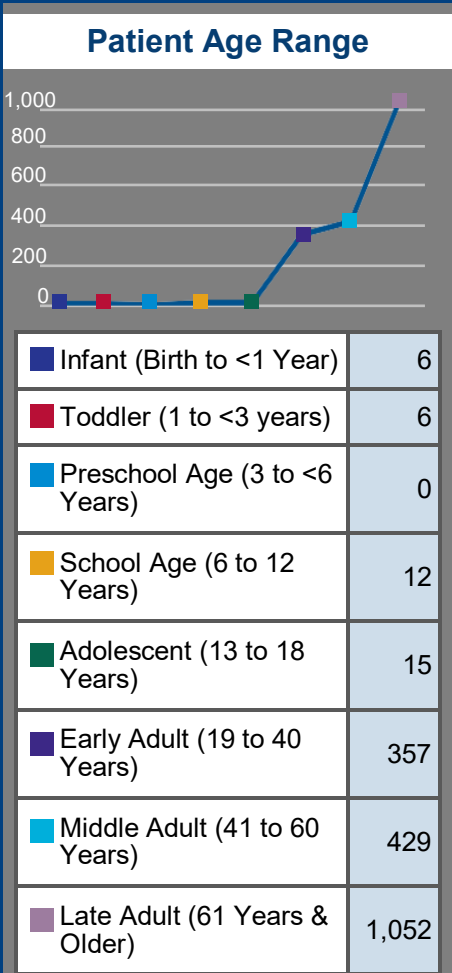
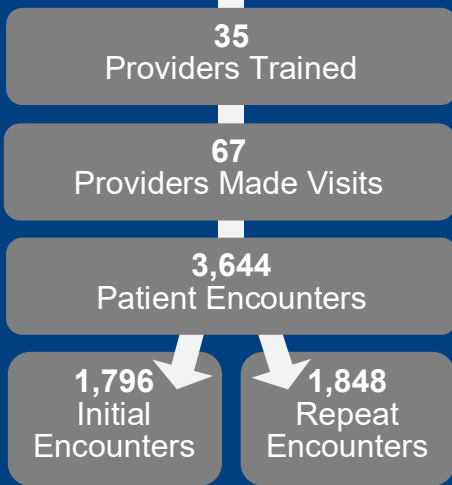


# Kentucky Board of Emergency Medical Services



## Community Paramedic Pilot: Year 3 Data Report

The participating EMS services include: Boyd County Ambulance Service, Lexington Fire Dept. Ambulance Service, Louisville-Jefferson Co. Metro Gov., Montgomery Co. Ambulance Service, Murray Calloway Co. EMS, Oldham Co. EMS, The Medical Center EMS, & Yellow Ambulance. This report contains the findings of the MIH/CP Year 3 Pilot Program (June 1, 2018 - May 31, 2019).



**1,546**  
EMS Transports Prevented

**1,618**  
ED Visits Prevented

**162**  
Hospital Readmissions Prevented

### Pilot Program Objectives

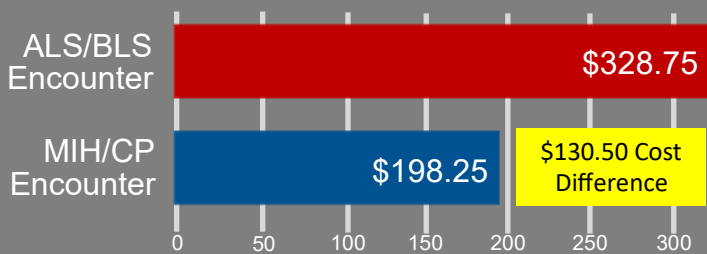
- Non-Urgent, Non-Scheduled-** primary focus is to correctly navigate low acuity patients away from urgent resource utilization.
- Re-Admission (Follow-Up)-** Primary focus is to continue care for an acute event to prevent unnecessary readmission back to inpatient facilities.

# Kentucky Board of Emergency Medical Services

## Community Paramedic Pilot: Year 3 Data Report

### Non-Urgent, Non-Scheduled Pilot Program Data

#### Average Cost

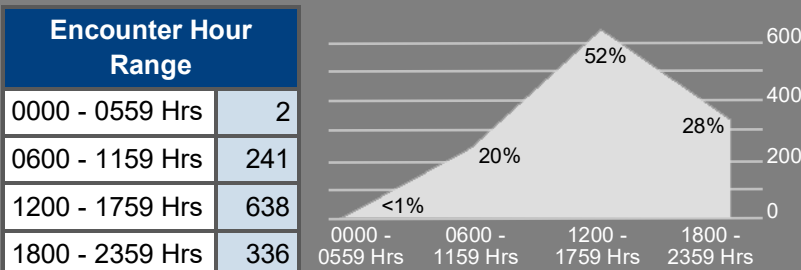


**384**  
EMS  
Transports  
Prevented

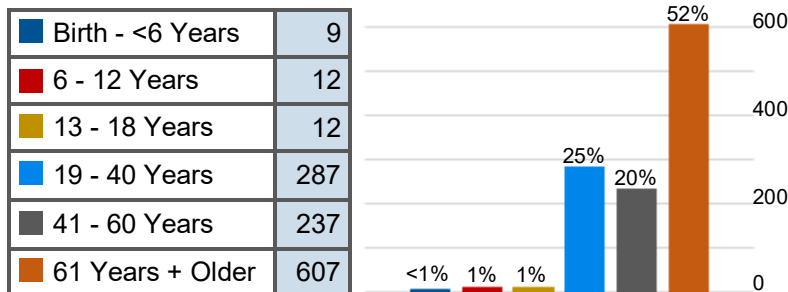
**451**  
ED Visits  
Prevented

**1,217**  
911/PSAP  
Calls Diverted  
to MIH/CP

#### Patient Encounter Times by Hour Range



#### Patient Age Range



#### Reason For Transport

Medically Unnecessary (Patient Request)	31
Medically Necessary (Provider Recommendation)	401

#### Reason For Service

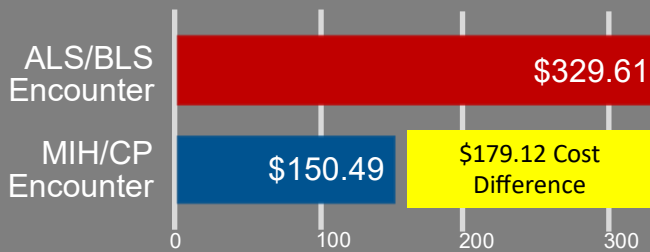
Abdominal Pain/Problems	33
Animal Bite	2
Assault	16
Back Pain (Non-Traumatic)	12
Breathing Problem	6
Carbon Monoxide/Hazmat/Inhalation	1
Cardiac Arrest/Death	134
Chest Pain (Non-Traumatic)	6
Convulsions/Seizure	3
Diabetic Problem	1
Eye Problem/Injury	4
Falls	354
Headache	6
Hemorrhage/Laceration	24
Medical Alarm	122
No Other Appropriate Choice	1
Overdose/Poisoning/Ingestion	12
Pregnancy/Childbirth/Miscarriage	1
Psychiatric Problem/Abnormal Behavior	2
Sick Person	300
Stab/Gunshot Wound	8
Standy	18
Stroke/CVA	1
Traffic/Transportation Incident	14
Traumatic Injury	66
Unconscious/Fainting	3
Unknown Problem	53
<b>Total</b>	<b>1,203</b>

# Kentucky Board of Emergency Medical Services

## Community Paramedic Pilot: Year 3 Data Report

### Re-Admission (Follow-Up) Pilot Program Data

#### Average Cost

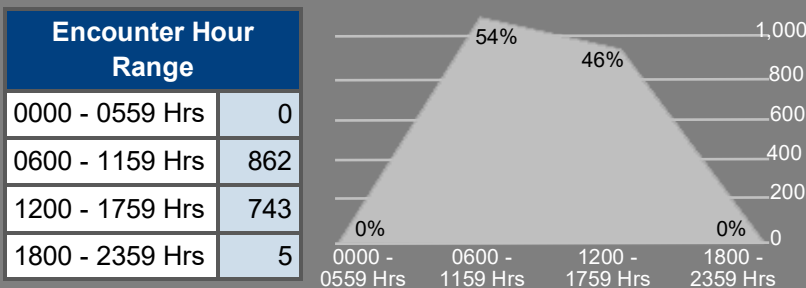


**405**  
EMS  
Transports  
Prevented

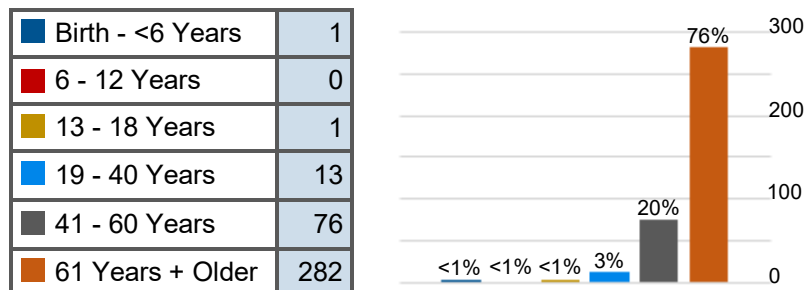
**410**  
ED Visits  
Prevented

**105**  
Hospital  
Readmissions  
Prevented

#### Patient Encounter Times by Hour Range



#### Patient Age Range



#### Reason For Transport

Medically Unnecessary (Patient Request)	3
Medically Necessary (Provider Recommendation)	8

#### Reason For Service

Abdominal Pain/Problems	6
Breathing Problem	46
Chest Pain (Non-Traumatic)	12
Convulsions/Seizure	1
Diabetic Problem	10
Falls	25
Healthcare Professional/Admission	45
Heart Problems/AICD	22
No Other Appropriate Choice	91
Overdose/Poisoning/Ingestion	6
Pregnancy/Childbirth/Miscarriage	1
Psychiatric Problem/Abnormal Behavior	14
Sick Person	31
Stroke/CVA	1
Transfer/Interfacility/Palliative Care	1
Traumatic Injury	1
Unconscious/Fainting	1
Well Person Problem	25
<b>Total</b>	<b>339</b>

#### Patient Dispositions Requiring Emergency Calls within 48 Hours Following a Program Encounter

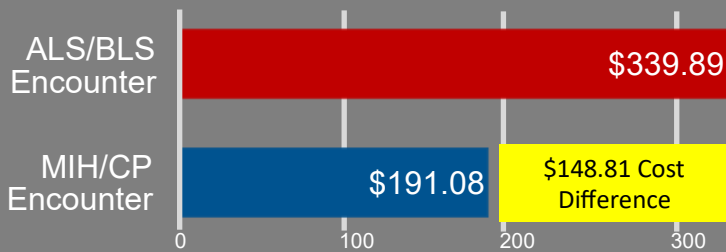
Transported to a Freestanding ED	1
Left at Home	518
Transported to a Hospital ED	13
Other	2
<b>Total</b>	<b>534</b>

# Kentucky Board of Emergency Medical Services

## Community Paramedic Pilot: Year 3 Data Report

Both Non-Urgent, Non-Scheduled & Re-Admission (Follow-Up) Pilot Program Data

### Average Cost

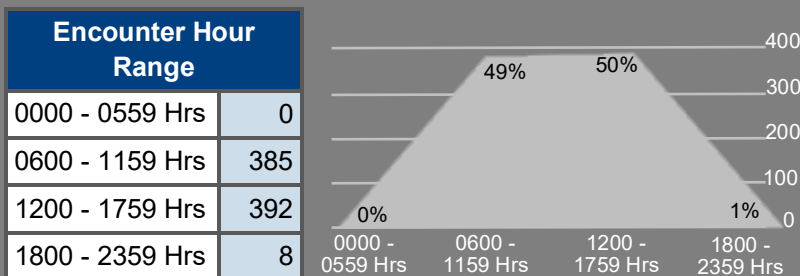


**757**  
EMS  
Transports  
Prevented

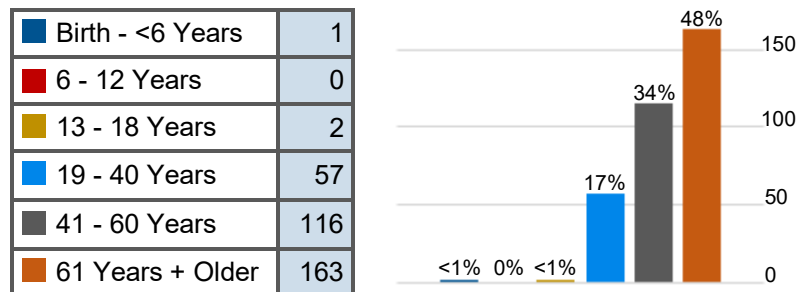
**57**  
Hospital  
Readmissions  
Prevented

**69**  
Social Service  
Referrals

### Patient Encounter Times by Hour Range



### Patient Age Range



### Reason For Transport

Medically Unnecessary (Patient Request)	9
Medically Necessary (Provider Recommendation)	12

### Reason For Service

Abdominal Pain/Problems	15
Back Pain (Non-Traumatic)	2
Breathing Problem	80
Chest Pain (Non-Traumatic)	16
Convulsions/Seizure	1
Diabetic Problem	27
Eye Problem/Injury	1
Falls	36
Heart problems/AICD	63
No Other Appropriate Choice	14
Overdose/Poisoning/Ingestion	22
Psychiatric Problem/Abnormal Behavior	58
Sick Person	47
Unconscious/Fainting	4
Well Person Check	21
<b>Total</b>	<b>407</b>

### Patient Dispositions Requiring Emergency Calls within 48 Hours Following a Program Encounter

Left at Home	10
Transported to a Hospital ED	29
<b>Total</b>	<b>39</b>

**267**  
Initial  
Encounters

**628**  
Repeat  
Encounters

**895**  
Total  
Encounters