



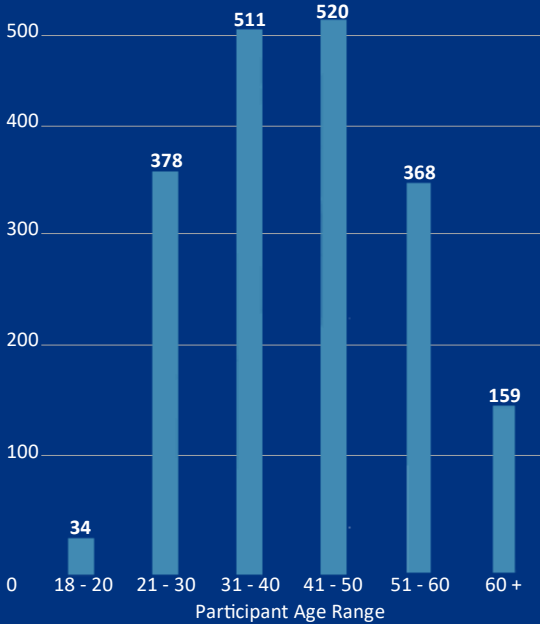
KENTUCKY BOARD OF EMERGENCY MEDICAL SERVICES

Paramedic Licensure Intent Survey Results

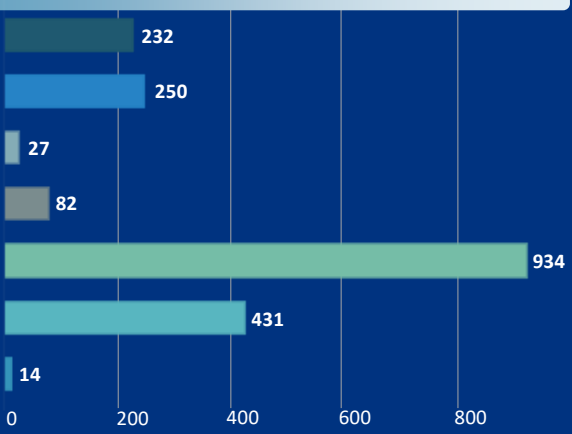
The Kentucky Board of EMS Education Committee and its accreditation work group surveyed active EMT & AEMT Providers to determine the barriers that EMS Professionals face when contemplating the decision to seek paramedic licensure.

Participant Demographics

PARTICIPANT AGE

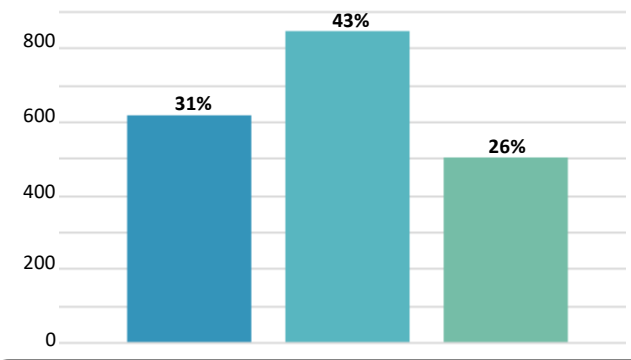


PRIMARY PLACE OF EMPLOYMENT



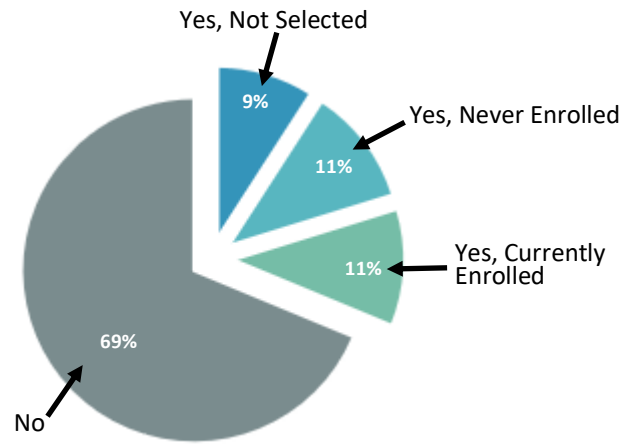
Primary Place of Employment	Count	Percentage
Air EMS Agency	14	1%
Fire Suppression	431	22%
Ground EMS Agency	934	47%
Hospital	82	4%
MD Office/Clinic	27	1%
Not Utilizing EMS Credential	250	13%
Other	232	12%

Q: Are you interested or have you ever been interested in obtaining your Paramedic License?

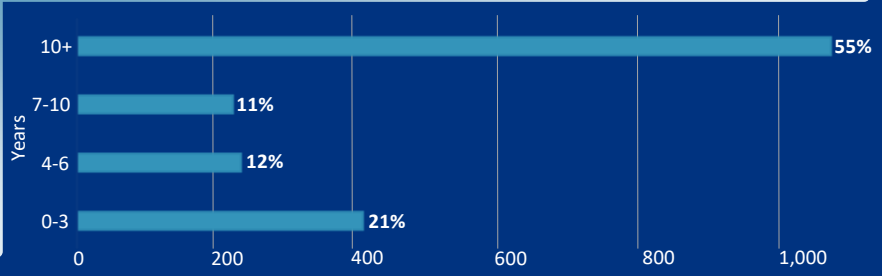


Interest Level	Count	Percentage
Currently Interested	618	31%
Previously Interested	849	43%
Never Interested	503	26%

Q: Have you ever applied for a Paramedic program?



LENGTH OF SERVICE



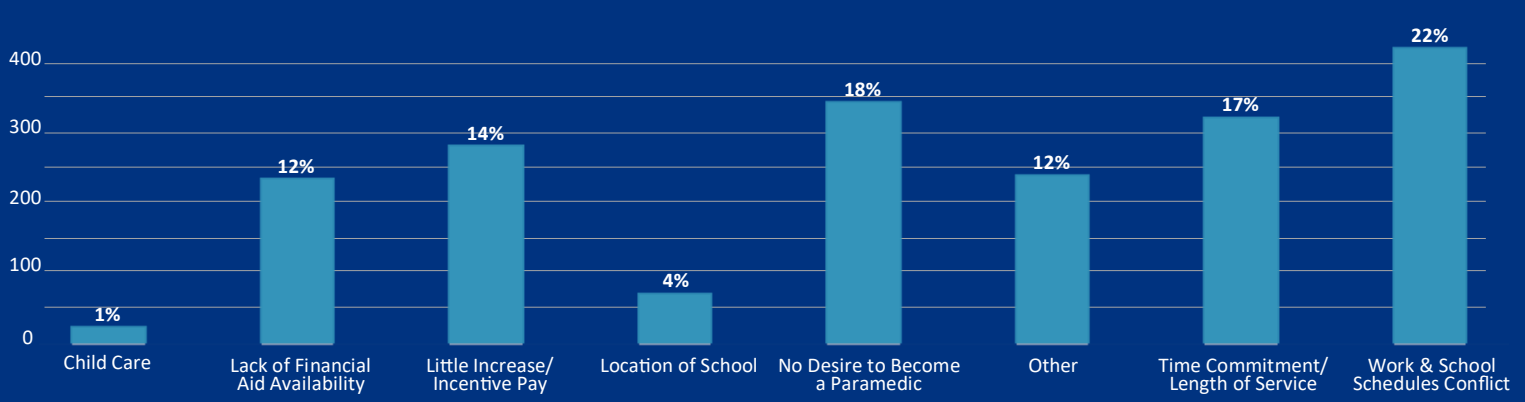


KENTUCKY BOARD OF EMERGENCY MEDICAL SERVICES

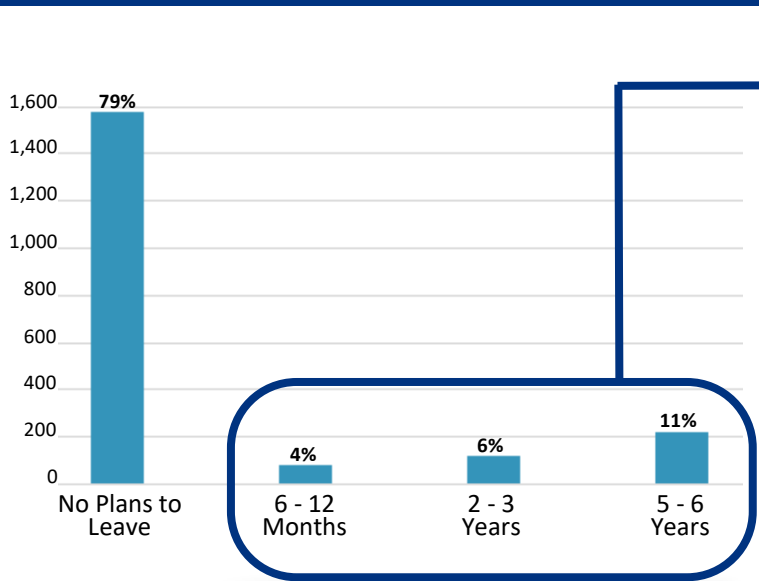
Paramedic Licensure Intent Survey Results

The Kentucky Board of EMS Education Committee and its accreditation work group surveyed active EMT & AEMT Providers to determine the barriers that EMS Professionals face when contemplating the decision to seek paramedic licensure.

Q: What barriers have kept you from obtaining your Paramedic License?



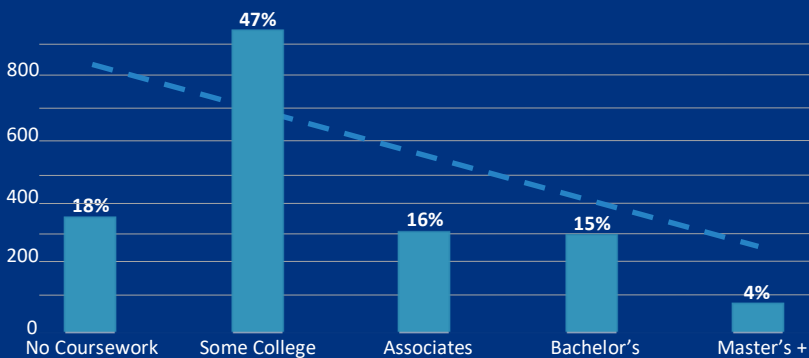
Q: How long do you plan to stay in EMS?



Q: What would keep you in EMS?

Better Education	12	3%
Better Schedules	32	8%
Higher Pay	283	68%
Less Work Load	37	9%
More Benefit Time	19	5%
Opportunities for Advancement	30	7%

College Course Work History



No College Coursework	347	18%
Some College – No Degree	911	47%
Associate's Degree	307	16%
Bachelor's Degree	296	15%
Master's Degree or Above	88	4%

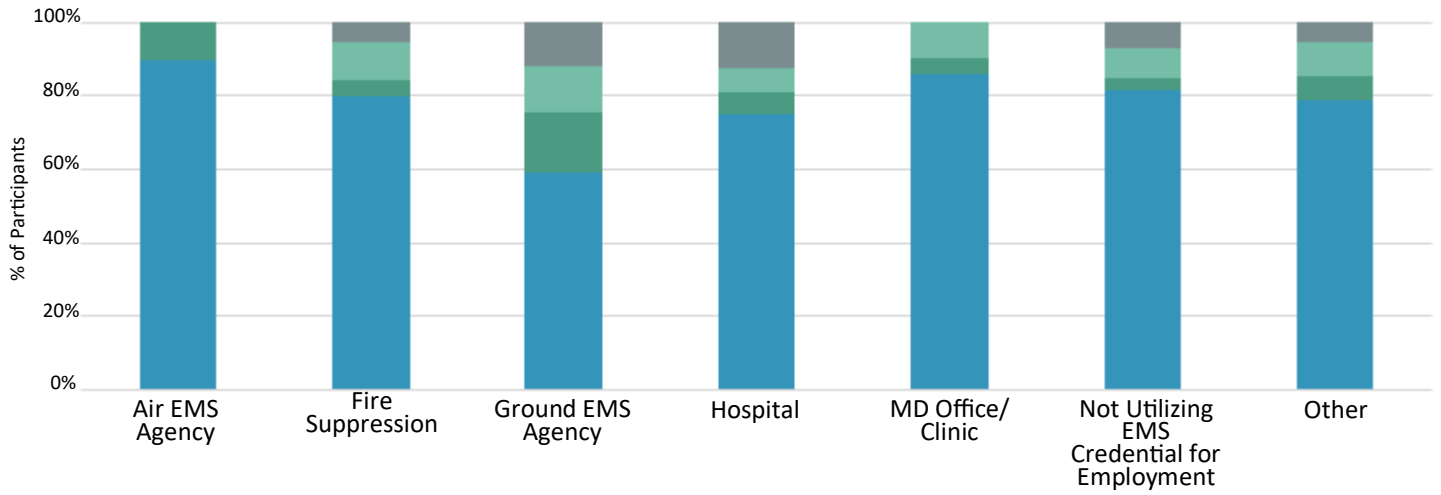


KENTUCKY BOARD OF EMERGENCY MEDICAL SERVICES

Paramedic Licensure Intent Survey Results

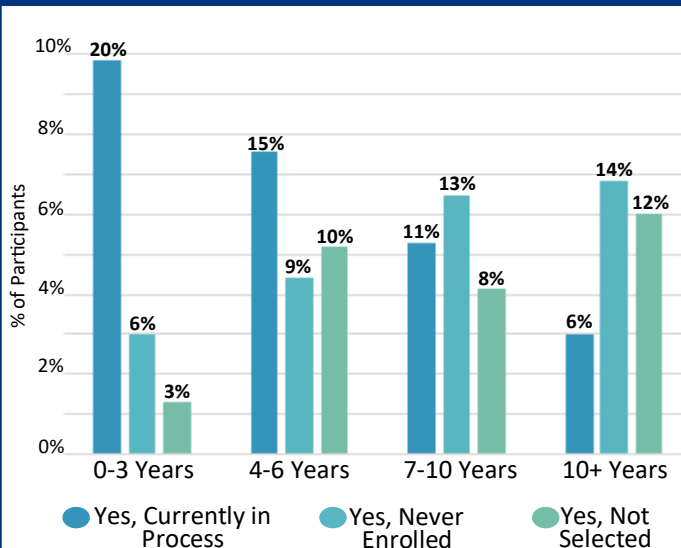
The Kentucky Board of EMS Education Committee and its accreditation work group surveyed active EMT & AEMT Providers to determine the barriers that EMS Professionals face when contemplating the decision to seek paramedic licensure.

Place of Employment —> Paramedic Program Intent



Have you ever applied to a Paramedic Program?	Air EMS	Fire Suppression	Ground EMS	Hospital	MD Office/Clinic	Not Utilizing EMS Credential for Employment	Other
No	90%	79.68%	58.91%	75%	85.71%	81.36%	79.01%
Yes, Currently in Process	10%	4.38%	16.54%	6.25%	4.76%	3.39%	6.17%
Yes, Never Enrolled	0%	10.36%	12.92%	6.25%	9.52%	8.47%	9.26%
Yes, Not Selected	0%	5.58%	11.63%	12.50%	0%	6.78%	5.56%
Total 'Yes' Percentage	10%	20.32%	41.09%	25%	14.28%	18.64%	21.29%

Length of Service -> Paramedic Program Intent



Educational History -> Paramedic License Interest

