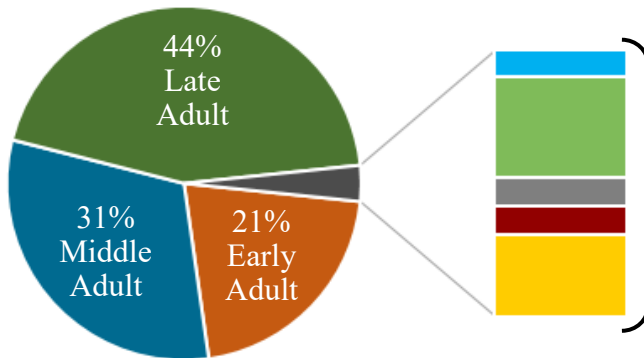
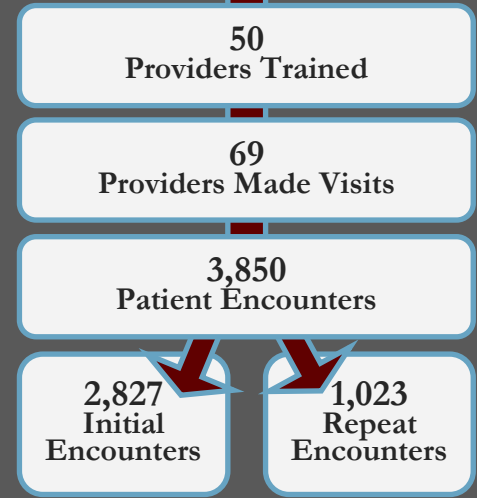


KENTUCKY BOARD OF EMERGENCY MEDICAL SERVICES



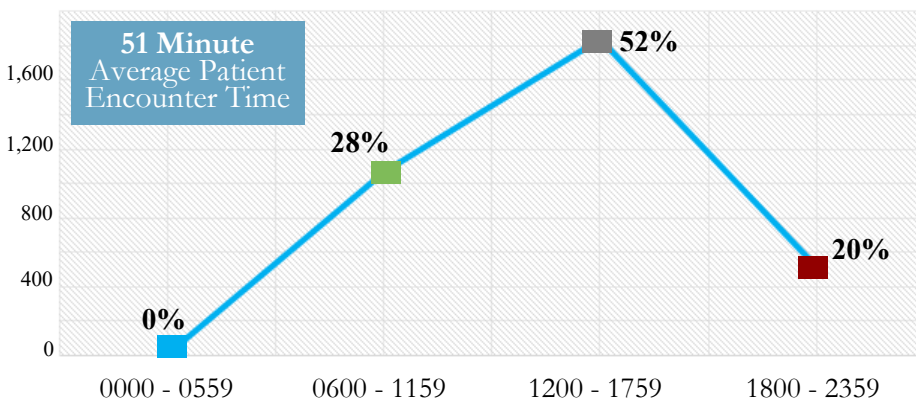
Community Paramedic Pilot: Year 2 MIH/CP Pilot Data

The participating EMS services include: Lexington Fire Department Ambulance Service, Louisville-Jefferson Co. Metro, Murray Calloway Co. EMS, Oldham Co. EMS, Montgomery Co. Ambulance Service, The Medical Center EMS, and Yellow Ambulance. This report contains the findings of the MIH/CP Year 2 Pilot Program from June 1, 2017 - May 31, 2018.



75% of MIH/CP patients were 41 years of age or older. Pediatric Patients accounted for only 3.28% of all encounters.

Patient Age Range		
Infant (birth to <1 year)	8	.32%
Toddler (1 year to < 3 years)	31	1.24%
Preschool Age (3 years to < 6 years)	9	.36%
School Age (6 years to 12 years)	9	.36%
Adolescent (13 years to 18 years)	25	1%
Early Adult (19 years to 40 years)	529	21.13%
Middle Adult (41 years to 60 years)	781	31.19%
Late Adult (61 years and older)	1,112	44.4%
Total =	2,504	100%



Patient Encounter Times by Hour Range	
0000 hrs to 0559 hrs	1
0600 hrs to 1159 hrs	1,068
1200 hrs to 1759 hrs	1,842
1800 hrs to 2359 hrs	519



Community Paramedic Pilot: Year 2 MIH/CP Pilot Data

↓ Non-Urgent, Non-Scheduled Pilot Programs ↓

Primary focus is to correctly navigate low acuity patients away from urgent resource utilization.

2,493
Initial Encounters

1,113
ED Visits Prevented

1,503
EMS Transports
Prevented

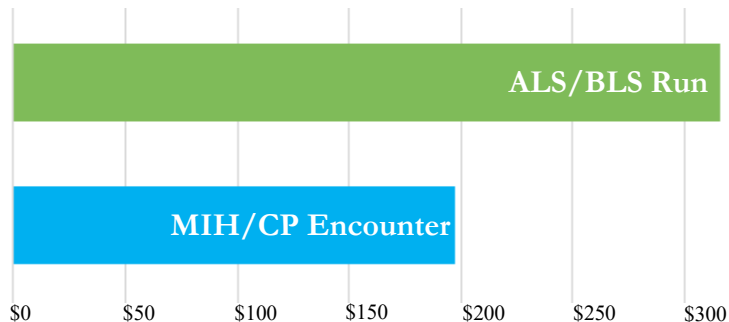
2,594
911/PSAP Calls
Diverted to MIH/CP

Top 15 Reasons for Service Initiated Referrals

Abdominal Pain/Problems	55
Allergic Reaction/Stings	4
Back Pain	6
Breathing Problem	16
Cardiac Arrest/Death	114
Diabetic Problem	6
Falls	162
Hemorrhage/Laceration	27
Medical Alarm	36
No Other Appropriate Choice	479
Overdose/Poisoning/Ingestion	46
Psychiatric Problem/Abnormal Behavior/Suicide Attempt	13
Sick Person	79
Traumatic Injury	204
Unknown Problem/Person Down	6

■ Top 5 Reasons for Service Initiated Referrals

Average Cost



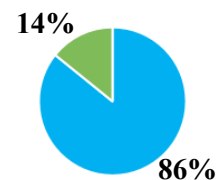
MIH/CP Encounter	\$197.24
ALS/BLS Run	\$316.13

Patient Age Range

37 Minute Patient Encounter Time	Infant	<1%	Adolescent	1%
	Toddler	1%	Early Adult	23%
	Preschool Age	<1%	Middle Adult	31%
	School Age	<1%	Late Adult	42%

Reason for Transportation

Medically Necessary	549
Medically Unnecessary	92





Community Paramedic Pilot: Year 2 MIH/CP Pilot Data

↓ Re-Admission (Follow-Up) Pilot Programs ↓

Primary focus is to continue care for an acute event to prevent unnecessary readmission back to inpatient facilities.

385
Initial Encounters



997
Repeat Encounters


134
EMS Transports Prevented.

139
Hospital Readmissions Prevented.

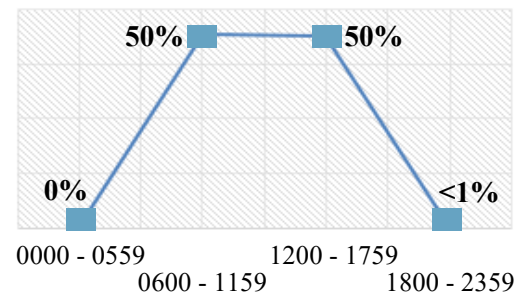
185
ED Visits Prevented.

56 Minute = Average Patient Encounter Time

Average Cost



Patient Encounter Times



Top 10 Reasons for Service Provider/MD/Hospital Initiated Referrals

Abdominal Pain/Problems	8	Heart Problems/AICD	15
Back Pain (Non-Traumatic)	6	No Other Appropriate Choice	50
Breathing Problem	56	Psychiatric Problem/Abnormal Behavior/Suicide Attempt	11
Chest Pain (Non-Traumatic)	7	Sick Person	34
Diabetic Problem	38	Well Person Check	51

159
Participants Referred to PCP
by MIH/CP Program.

62
Participants Referred to
Subspecialist by MIH/CP
Program.

34
Number of Social Service
Referrals